

Product information

Metra-smart totaliser & ratemeter data sheet

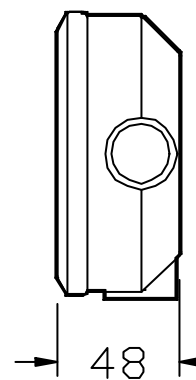
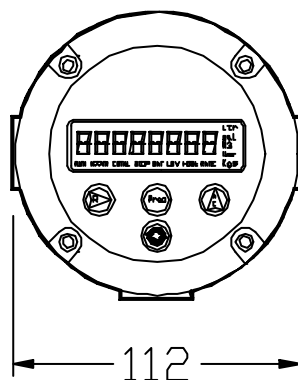
- 5 Digit rate indication
- 8 Digit total
- 8 digit accumulated total
- Analogue output
- 2 programmable flow alarms
- Dual input A+B, A-B, A/B
- Simple programming with English prompts
- 10 point linearisation
- Scaleable pulse output
- IP67 (Nema 4X)
- Clear 9mm LCD display
- Remote/local reset
- Long battery life (up to 10 years)
- -20 to 80 °C (-4 to 176°F) Operation
- Non volatile memory
- Low battery indicator

Ideal for

- ◆ Flow rate & total
- ◆ Production lines
- ◆ Fuel consumption
- ◆ Process indicators

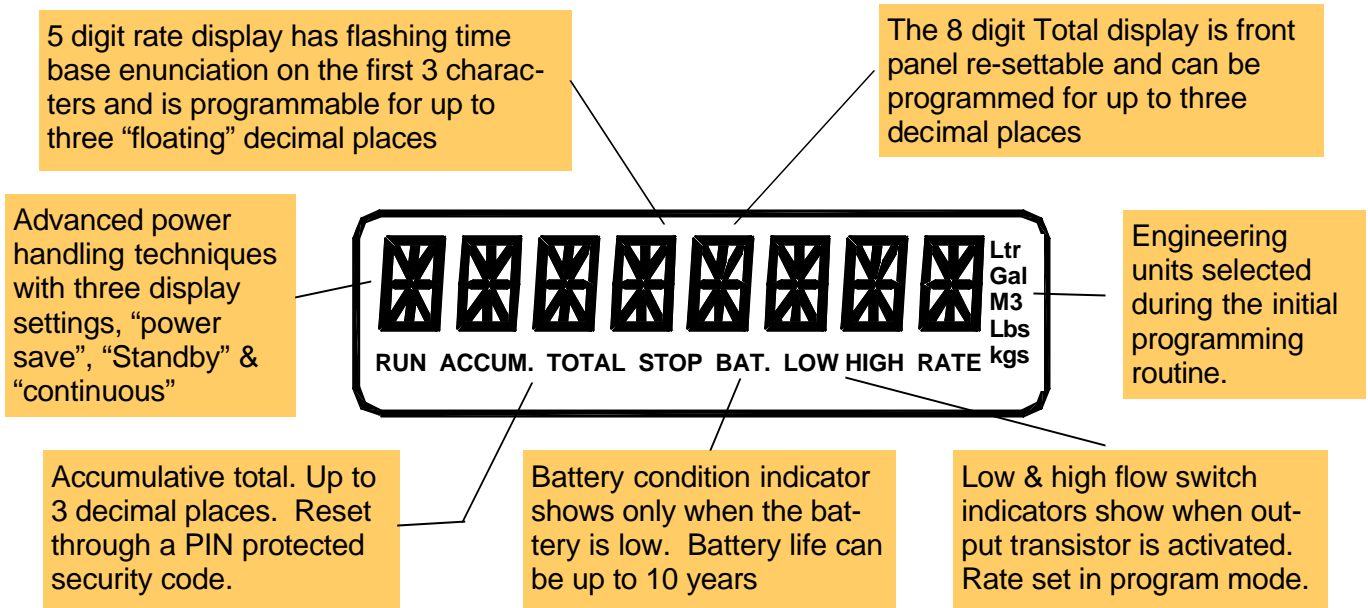


The **Metra-smart** was specifically designed for computing & displaying rates and totals as well as giving an analogue output proportional to flow. It can also give two pre-set flow switch points and calculate differential rates from two input sensors. The instrument will display Re-settable Total, Accumulated Total and Flow Rate in engineering units as programmed by the user. Simple PIN protected flow chart programming with English prompts guide you through the entire programming routine greatly reducing the need to refer to the instruction manual. The pulse output can be selected to act as an input pulse repeater serving as a signal conditioner module or may be programmed as a scaled pulse output for remote metering. There is a ten point linearisation for non-linear sensors. The analogue output and flow switch functions requires an external 8 - 24Vdc power supply. The robust housing is purposely designed to suit harsh indoor & outdoor industrial and marine environments. It is weatherproof to P67 (Nema 4X) standards, UV resistant and uses glass reinforced nylon mouldings with stainless steel screws & viton O-ring seals.



Order code
 Metra-smart
 380-101
 Wall bracket
 380-103

The drawing below shows all of the segments on the LCD display illuminated. This occurs for five seconds whenever the program mode is entered.



Specification

Display	Custom multifunction LCD	LCD 8 digit alpha-numeric 9mm high Engineering units & mode indicators Low battery indicator 3 programmable decimal points for totals English programming prompts
Signal inputs	Universal pulse-frequency input	Compatible with reed switch, Hall effect detector, magnetic coil (20mV P-P), Voltage pulse & Namur proximity detectors. Maximum input frequency 500 to 5Khz depending on sensor type, minimum 2Hz, (0.2Hz) when used on external power).
Signal output	4-20 mA	Loop powered 4 to 20mA can be spanned anywhere within the flow range. 12~24 V dc into 750Ω loop load. Accuracy is ±0.1% FSD. A test output is activated during programming.
Flow set points	High & low flow switches	Two NPN/PNP selectable FET transistors programmable as high and low set points with dead bands. Maximum power is 100mA at 24V dc.
Power	Battery and/or external 8-24Vdc	Internal 3.6V Ultra lithium battery.
Pulse output	Scalable	Selectable NPN or PNP it has a maximum frequency of 100 Hz. @ 1A maximum
Enclosure	IP66 (NEMA 4X) .	High impact glass reinforced nylon. Self drill cable gland in the base or rear. Operating temperature range -20°C to +80°C
K Factor range	0.001 to 9,999,999.999	With floating decimal points during entry.
Rate time base	Seconds, minutes, hours or day	Flashes when rate/total button pressed.